

PRIMA OPH

OPHTHALMIC SURGERY



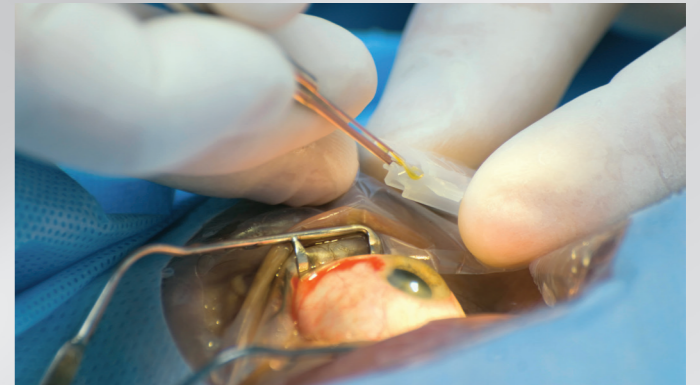
GIVING SURGEONS THE GIFT OF LIGHT



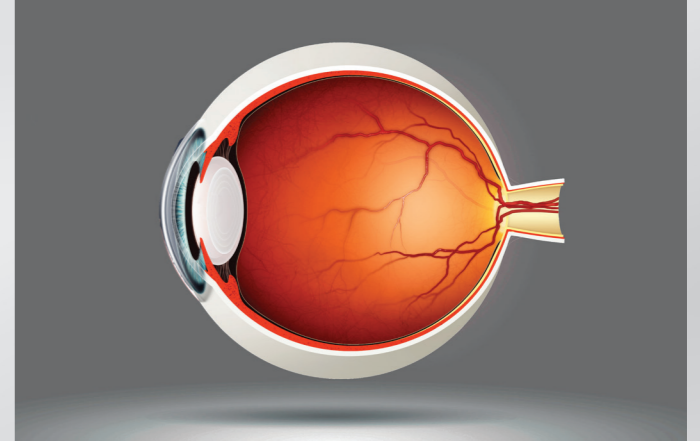
With increasing demands on ophthalmic surgeons to provide better and more affordable care, they must be empowered with instruments that perform with ultimate precision. The Prima OPH is the first in a new class of microscopes designed for doctors with a focus on better and more affordable eye care.

With LABOMED's proprietary *MaxLite™* coated optics, superb images with true-to-life rendition and glare-free view are guaranteed. A sturdy, balanced stand and a host of ergonomic design features deliver ultimate user convenience.

1 Bright and even illumination coupled with apochromatic optics and an ergonomic stand makes the Prima OPH an ideal ophthalmic solution.



2 Red reflex is made possible in the Prima OPH thanks to an ingenious optical design enabling visualization of an illuminated retina for easy detection of ruptured vessels, arteries, and damage to the optic disc.



3 LABOMED developed the *ProLine* range of adapters for DSLRs and video cameras, enabling convenient digital documentation and live viewing. The *iVu* series is available to doctors who want a camera that does it all: live HD streaming, image and video capture, and imaging software. For assistant viewing, the LABOMED assistoscope is available with an ergonomic position and light-weight construction for a well-balanced system.



ULTRA BRIGHT LED + LONG-LASTING BULB = DELIGHT

PRIMA OPH

**Binocular tubes
Eyepieces**

PRIMA OPH X-Y & Z AXIS

45° inclined head
WF 10X/16 mm with eye guards,
diopter adjustment ± 5 mm and
diopter lock
Optional: WF 12.5X/16 mm
5 steps: 0.4X, 0.6X, 1.0X, 1.6X, 2.5X
f-200 mm
Optional: f-175 mm
Range 40 mm, motorized
50W LED
Green and Blue
550 mm
Multi-axial (XYZ) foot control
0-210° tiltable ergonomic head
Double beam splitter
Assistant binocular attachment
ProLine range of camera adapters
iVu S5 5MP integrated digital
camera module

PRIMA OPH Z AXIS

45° inclined head
WF 10X/16 mm with eye guards,
diopter adjustment ± 5 mm and
diopter lock
Optional: WF 12.5X/16 mm
5 steps: 0.4X, 0.6X, 1.0X, 1.6X, 2.5X
f-200 mm
Optional: f-175 mm
Range 40 mm, motorized
50W LED
Green and Blue
550 mm
Single axis (Z) foot control
0-210° tiltable ergonomic head
Double beam splitter
Assistant binocular attachment
ProLine range of camera adapters
iVu S5 5MP integrated digital
camera module

**Apochromatic magnichanger
Objective**

Fine focus

Light source

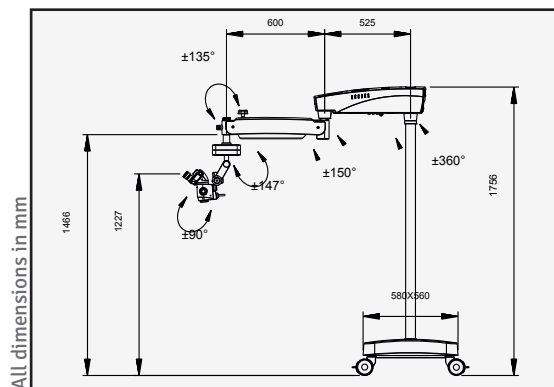
Built-in filters

Vertical movement of arm

Microscope carriers

Optional accessories

SPECIFICATIONS



All dimensions in mm

DESCRIPTION

Prima OPH
Prima OPH

CONFIGURATION

Basic, motorized fine focus
Motorized fine focus and
X-Y coupling

CATALOG NO.

6136000-000
6135000-000



Labo America, Inc.
920 Auburn Court
Fremont, CA 94538

Tel: (510) 445-1257
Fax: (510) 445-1317

E-mail: sales@laboamerica.com

www.laboamerica.com



LABOMED 

Distributor

6135000-796 1.0
© Labo America, Inc. All rights reserved.